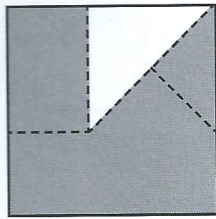
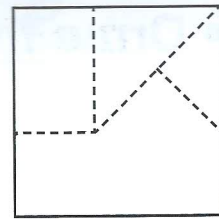


Pastry shapes

Bertie the Baker has a square of pastry. The dotted lines show where he might cut the pastry to make different shapes.

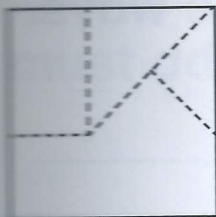


I can make this hexagon.

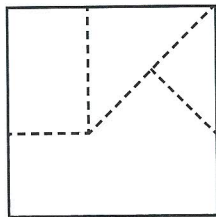


• Colour the pictures to show how he could cut these shapes.

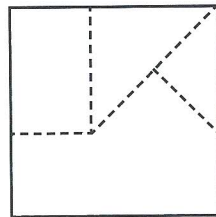
a rectangle



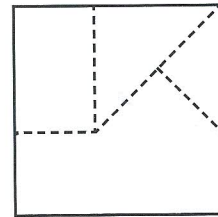
a triangle



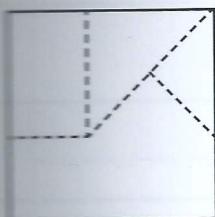
a pentagon



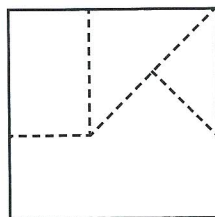
a different hexagon



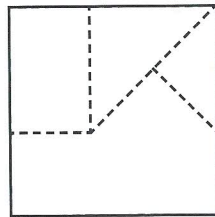
a different triangle



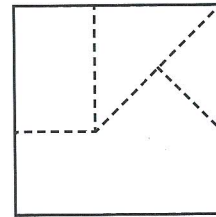
a different pentagon



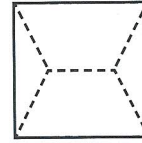
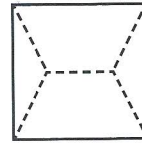
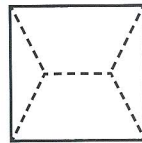
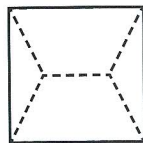
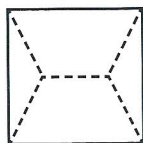
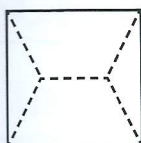
a 7-sided shape



an octagon



• Can you colour a different pentagon in each square of pastry?



Teachers' note This activity could be introduced practically to the whole class or to individuals. Show the children examples of irregular shapes and remind them that any five-sided shape is a pentagon, and so on. When completing the sheet, remind the children that they can only colour shapes that have the edge of the pastry or dotted lines as their sides.

Developing Numeracy
Solving Problems Year 2
© A & C Black